

946 Series Relay

FEATURES


- UL safety approval.
- Standard type & High sensitivity type available.
- 2 Amps super miniature relay.
- Conforms to FCC rules & regulation part 68.
- Surge strength: 1500 VAC.
- 1 Form C (SPDT) contact.
- Nominal power 200mW~360mW.
- Operating power 110mW~200mW.
- DIL pitch terminal.
- Washable Type (ultrasonic cleaning is not recommended).

CONTACT RATINGS

- Contact Arrangement.....1 Form C (SPDT)
- Max. Switching Power.....125VA 60W
- Max. Switching Voltage.....125VAC 30VDC
- Max. Switching Current.....2A
- Contact Resistance..... $\leq 100m\Omega$
- Rating Load.....1A/125VAC
.....2A/30VDC
- Contact MaterialAg Alloy

CHARACTERISTICS

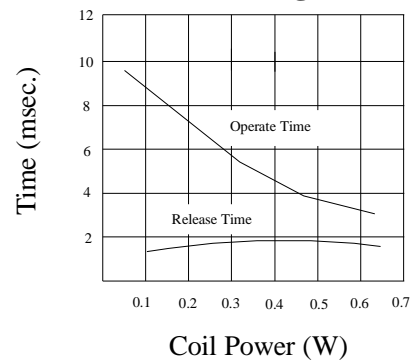
- Electrical Life..... 1×10^5
- Mechanical Life..... 1×10^7
- Initial Insulation Resistance.....Min. 100M Ω 500VDC
- Contact Resistance (Initial)..... $\leq 100m\Omega$
- Operate Time..... $\leq 6ms$
- Release Time..... $\leq 3ms$
- Initial Dielectric Strength
 -50/60Hz 500VAC 1 min. (between open contacts)
 -50/60Hz 500VAC 1 min. (between contacts and coil)
- Vibration Resistance
 -Malfunction: 10 to 55Hz at Double Amplitude of 1.5mm
 -Destructive: 10 to 55Hz at Double Amplitude of 1.5mm
- Shock Resistance
 -Malfunction: 10G (11ms) / Destructive: 100G (6ms)
- Ambient Temperature.....-20°C ~ +40°C
- Relative Humidity.....85% at 40°C
- Unit WeightApprox. 3g



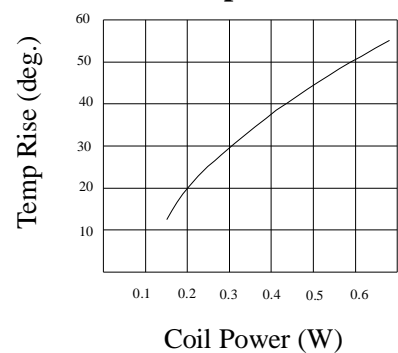
UL FILE NO: E162117

946 Referential Data

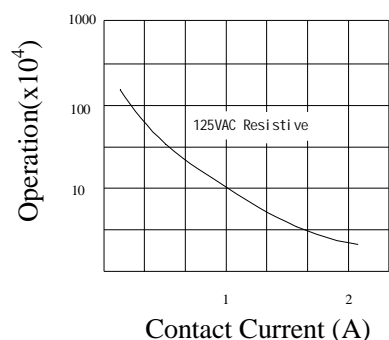
Timing



Coil Temperature Rise



Life Curves



ORDERING INFORMATION

946 H - 1C - 12 D - F
 1 2 3 4 5 6

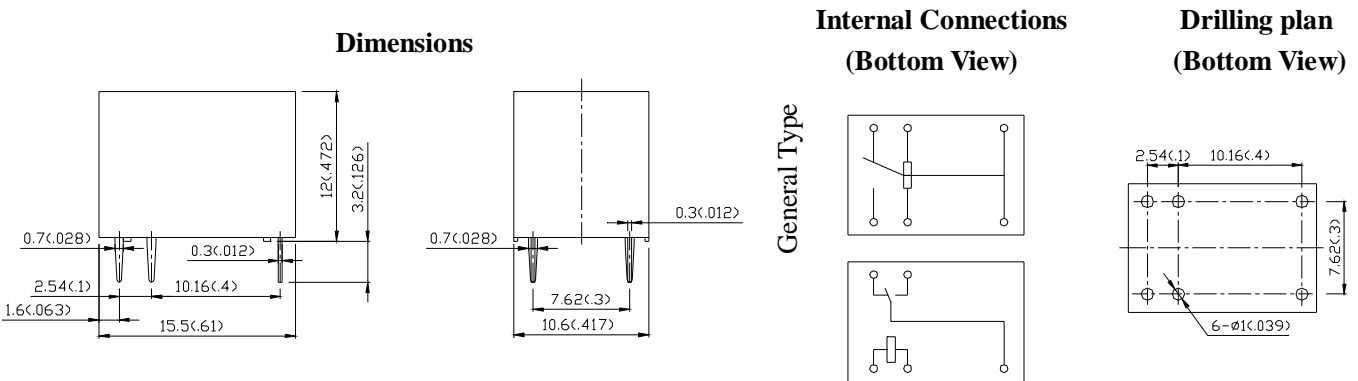
Terminal arrangement..... Nil = General Type
 F = Movable contact terminal &
 Coil terminal at one Side
 Coil Type..... D: DC
 Coil Voltage..... 3~24V
 Contact Arrangement..... 1C = 1 Form C (SPDT)
 Coil Sensitivity..... Nil = Standard Type
 H = High Sensitive Type
 Model Number..... 946

COIL RATINGS (at 20°C)

COIL TYPE	Coil Nominal Voltage (V)	Coil Resistance ($\Omega \pm 10\%$)	Pick-Up Voltage (V) \leq	Drop-Out Voltage (V) \geq	Nominal Current (mA)
Standard Coils	3	25	2.25	0.3	120
	5	70	3.75	0.5	71.4
	6	100	4.5	0.6	60
	9	220	6.75	0.9	40.9
	12	400	9	1.2	30
	24	1600	18	2.4	15
High Sensitive Coils	3	45	2.25	0.3	66.7
	5	125	3.75	0.5	40
	6	180	4.5	0.6	33.3
	9	405	6.75	0.9	22.2
	12	720	9	1.2	16.7
	24	2880	18	2.4	8.3

* Max Continuous Voltage at 20°C: 110% of Coil Nominal Voltage.

OUTLINE DIMENSIONS



EMARK: Tolerance of outline dimensions: $\pm 0.1(.004)$.

UNIT: mm(inch)